

# LOMPOC Stone™



*Space Creation, Inspiration*



# Welcome to Lompoc Stone

Lompoc Stone is recognized as a producer of high quality and elegant stone products for all Architectural and Landscape masonry projects.

The Lompoc Stone Quarry is located just outside the city of Lompoc, California in the Santa Ynez River Valley in Santa Barbara County. Santa Barbara County is on the

Pacific Coast and is midway between San Francisco and Los Angeles.

Lompoc has a proud history of providing world class agricultural products. Lompoc's coastal location provides an excellent coastal climate and rich soil for agriculture. At one time, Lompoc was the largest international supplier of flowers and flower seeds. Some flower fields still remain, but the majority of those fields now grow produce for our food supply chain. The Santa Rita Hills surrounding the Santa Ynez Valley and Lompoc also produce fields that are covered with world class vineyards producing award winning wine.

Lompoc Stone fabricates an extensive selection of genuine stone products. Lompoc Stone products are fabricated from the dense Limestone boulders and slabs harvested from our quarry. Lompoc products include flagstone, cobbles and dimensional stone for paving, Thin Stone Veneer for vertical surfaces in a variety of shapes, color sorts, textures and sizes in addition to wall cap and sills. These genuine natural stone products are available in styles and colors for any project design, traditional or contemporary.

Lompoc Stone is California's "Environmentally Friendly Stone". At Lompoc Stone we strive to meet and exceed all government environmental requirements and 'LEED' sustainable practices. Lompoc Stone Quarry, Inc. is registered with US Bureau of Land Management and has a complete written reclamation plan. Our Lompoc location provides 'LEED' points for use in the Southwestern USA.



## COVER

### TOP DRIVE

Lompoc Oatmeal Thermal Finish Flagstone (LPF-OTT)

### CENTER

Lompoc Oatmeal Thermal Finish Flagstone (LPF-OTT) Lompoc Tumbled Mt Ledge Cream Sort TV (LPTML-CTV)  
Lompoc Tumbled Mt Ledge Cream Sort TV (LPTML-CTV), Lompoc Tumbled Mt Ledge (LPTML-GBTV)

BOTTOM (Steps) Lompoc Oatmeal Thermal Finish Flagstone (LPF-OTT) Lompoc Tumbled Mt Ledge Cream Sort TV (LPTML-CTV), Lompoc Tumbled MT Ledge Grey Blend TV (LPTML-GBTV)



Lompoc Natural Ledge Blend Ashlar Strip TV (LPNLBASTV) Lompoc Cream Blend 1" - 4" Ashlar strip TV (LPCR14ASTV) Lompoc Cream Blend 4" - 6" Ashlar strip TV (LPCR46ASTV)





Lompoc Tumbled Petite Euro Castle TV (LPTPECTV)




Lompoc Country Euro Castle Stone (LPCECTV)



Lompoc Petite Euro Castle TV (LPPECTV)




Lompoc Tumbled Petite European Castle TV (LPTPECTV)



Lompoc Oatmeal Flagstone (LPF2-O)



Lompoc Country Flagstone (LPCF)



Lompoc Petite Mosaic Country (LPPMCTV)



Lompoc Cream Blend Ashlar Strip TV  
(LPNLBASTV) (LPCRB14ASTV)  
(LPCRB46ASTV)



Lompoc #1 Cut Gray Blend TV  
(LP1TV)



Lompoc Natural Ledge Blend TV  
(LPNLBTV)



Lompoc Weathered Edge TV  
(LPWETV)



Lompoc Country Ashlar Strip TV  
(LPCASTV)



Lompoc Gray Blend Ashlar Strip TV  
(LPGBASTV)



Lompoc Country Ledge Blend Thin Veneer (LPCLTV) Classic installation of Lompoc Country Ledge features the full range of Lompoc Stone's many textures and colors.

## LOMPOC STONE LEDGE

Lompoc Stone offers our ledge several textures and various sizes. Textures are Natural Patina Face, Split Face, Country Split Face and Seam Face.

Natural Patina Face Ledge, Split Face Ledge and Country Split Face come in various face heights and lengths.

Below are illustration comparisons of relative sizing, colors and textures.



Split Face Country Ledge (LPCL)



Left Lompoc Natural Face Ledge (LPNL)  
Right Split Face Ledge with Gray Heart (LP1)



Left Split Face Ledge with Gray Heart (LP1)  
Right Split Face Ledge Cream Sort (LPML-C)



Split Face Ledge with Gray Heart (LP1)

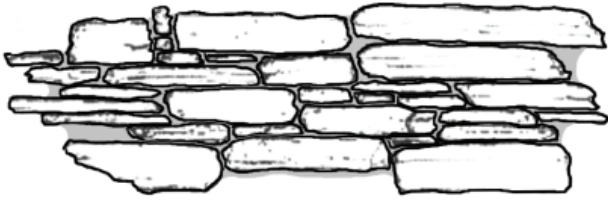


Split Face Ledge Cream Sort (LP1C)



Left Split Face Ledge Cream Sort (LP1C)  
Right Split Face Ledge Cream Sort (LPML-C)

Natural Ledger Stone



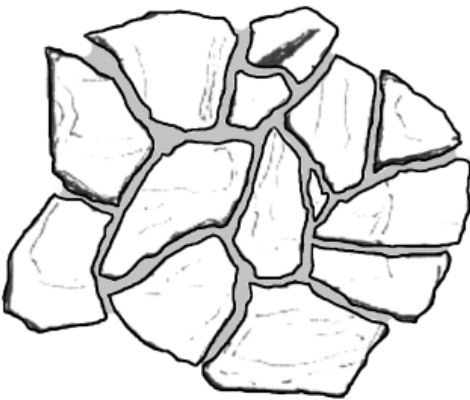
Classic horizontal pattern of ledger stone. Usually installed with a 1/2" grouted joint with random face heights and lengths. May be installed as a dry stack design as well.

Ashlar Strip



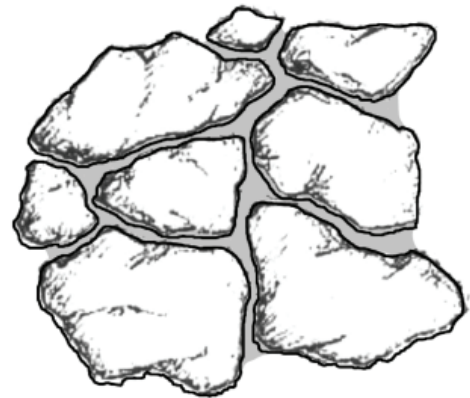
Stone usually fabricated into linear shapes, trimmed top, bottom and ends. This creates a contemporary design. May be installed in random heights or coursed in specific face heights. Installed as a dry stack or with 1/2" grouted joints.

Flagstone or Mosaic




Irregular shape and sized stone. Flat face surface with minor cleft from the fabrication process. Referred to as flagstone when used on a horizontal application for paving, walkways or patio surfaces. Referred to as mosaic when used to veneer a vertical surface. Usually installed with a 1/2" grouted joint.

Wallstone or Rubble



Random sized and shaped stone with an irregular surface. Used in various applications such as divider surfaces or low planters. Usually full bodied stone which allows it to be laid similar to block or brick and typically installed with a setting bed.

Round Stone or River Rock



Random sized stone smoothed and rounded by nature in a river or creek. Random diameters and thickness typically installed in a setting bed or grout joint.

European Castle



Stone chopped or sawn into random sized rectangles and squares typically installed in a random layout and commonly installed with a 1/2" grout joint.



Lompoc Natural Ledge Blended TV (LPNLBTV), Lompoc #1 Cut Cream TV (LP1CTV), Lompoc Petite Mosaic Country TV (LPPMCTV) , Lompoc Petite Mosaic Oatmeal TV (LPPMOTV)





Lompoc Natural Ledge Blend and Cream Blend Ashlar Strip TV (LPNLBASTV, LPCRB14ASTV, LPCRB46ASTV)  
Lompoc Cream Ashlar Strip in a contemporary dry stack design accented with occasional Natural Face Ashlar Strip.



Lompoc Oatmeal Thermal Finish Flagstone (LPF-OTT) Lompoc Custom Cut Dimensional Paving, Lompoc Tumbled Mt Ledge Cream Sort TV (LPTML-CTV), Lompoc Tumbled MT Ledge TV (LPTML-GBTV)





Lompoc Oatmeal Thermal Finish Flagstone (LPF-OTT) The blend of Lompoc Stone's creamy oatmeal and gray colors marbled together with a smooth thermal finish of Lompoc Oatmeal Thermal Flagstone are used to create a contemporary water feature.





Lompoc Mountain Ledge Cream TV (LPML-CTV)



Lompoc #1 Special Sort Cream TV (LP1CTV)



Lompoc Mountain Ledge Gray Blend (LPML-GBTV)



Lompoc #1 Cut Gray Blend TV (LP1TV)



Lompoc Ornamental 6"-10" TV (LPO610TV) Lompoc Tumbled Petite Mosaic Country TV (LPTPMCTV) Lompoc Tumbled Petite European Castle Corners (LPTPECTVC) Sills And Wall Cap are Lompoc Oatmeal Tumbled Flagstone (LPTMF)



Lompoc Natural Ledger TV (LPNLTV)



Lompoc Natural Ledge Blend TV (LPNLBTV)



Lompoc Country Ledge TV (LPCLTV)



Lompoc Country 2" S/Face Strip TV (LPC2SFTV)




Lompoc Country 4" S/Face Strip TV (LPC4SFTV)



Lompoc Country 6" S/Face Strip TV (LPC6SFTV)



Lompoc Country 2", 4", 6" Strip Blended



Lompoc Country 2", 4", 6" Seam Face Strip TV, Blended (LPC2SFTV) (LPC4SFTV) (LPC6SFTV)



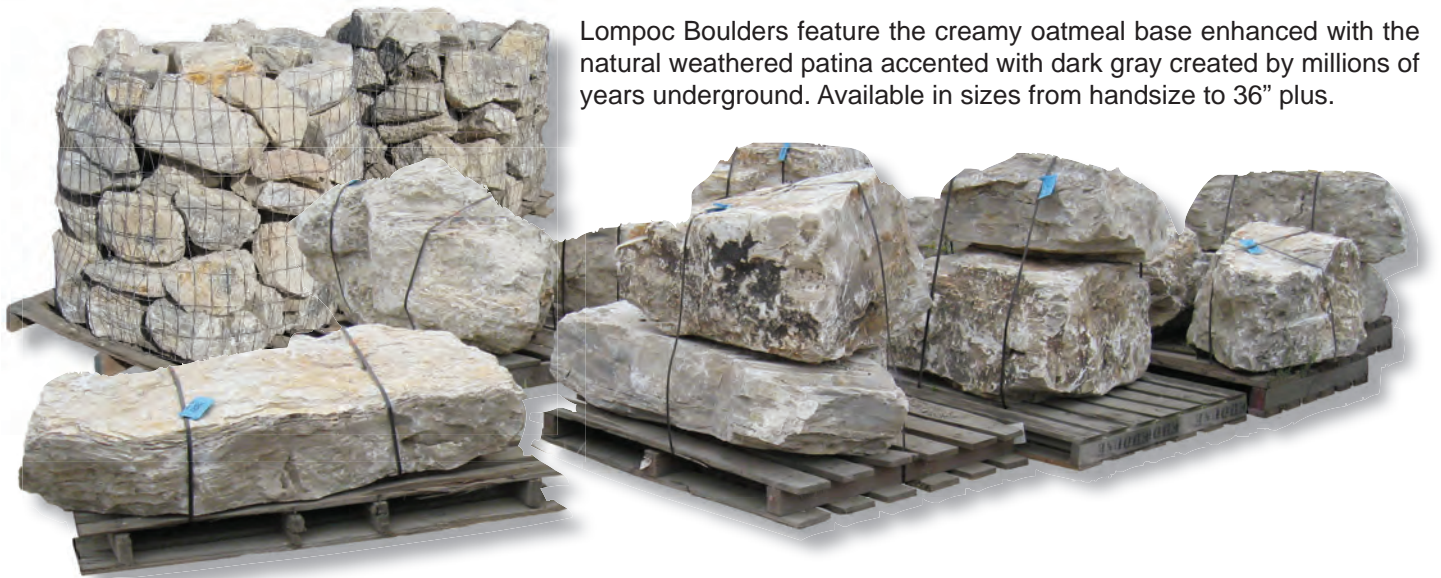
Lompoc Ornamental Boulders 10"-18" (LPO1018), 18"-24" (LPO1824), 24"-36" (LPO2436) and 36" Plus (LPOB)  
Lompoc Oatmeal Flagstone as paving (LPF2-O)



Lompoc boulders range in size, mottled colors and shapes. These pictures represent how the stone is unearthed and depict how some can be block form, angular, linear and rounded. Lompoc Stone can customize your order for specific sizes and configurations.



Lompoc boulders will accent and enhance any landscape project. Boulders can be used to border ponds and water features. Boulders are the center around drought resistant landscapes. Naturally weathered patina on the boulders exteriors blend and highlight the natural earth tones of ground cover and drought resistant vegetation.



Lompoc Boulders feature the creamy oatmeal base enhanced with the natural weathered patina accented with dark gray created by millions of years underground. Available in sizes from handsized to 36" plus.



Lompoc Natural Ledge Blend TV Lompoc (LPNLBTV),  
Oatmeal Sills Pitched Edge (LPPS)



Lompoc Natural Ledge Blend TV (LPNLBTV)  
Lompoc Petite Mosaic Oatmeal TV (LPPMOTV)  
Lompoc Oatmeal Flagstone as wall cap. (LPF2-O)



Lompoc Natural  
Ledge Blend TV  
(LPNLBTV)  
Lompoc #1 Cut  
Oatmeal Ledge.  
(LP1TV)

Lompoc Natural Ledge  
Blend TV (LPNLBTV)  
Lompoc Custom Cut  
pilaster caps with  
bull nose edge.



Lompoc Natural Ledge Blend TV (LPNLBTV), Lompoc Sill Pitched Edge (LPPS)





Lompoc Natural Ledge Blended TV (LPNLBTV), Lompoc #1 Cut Cream TV (LP1CTV), Lompoc #1 Cut Gray Blend TV (LP1TV), Lompoc Petite Mosaic Oatmeal TV (LPPMOTV). Wall cap is Lompoc Oatmeal Flagstone (LPF2-O). Custom blending can be job specific.



Lompoc #1 Special Sort Cream TV (LP1CTV)



Lompoc Natural Ledge Blend TV (LPNLBTV)



Lompoc Petite Mosaic Oatmeal TV (LPPMOTV)



Lompoc Cobble 4"x4" Pavers (LPC442), Lompoc Cobble 4"x8" Pavers, (LPC482)



Lompoc Cobble 6"x6" Pavers (LPC662), Lompoc Cobble 6"x9" Pavers (LPC692)



Lompoc Tumbled Cobble 4"x4" Pavers, (LPCT442) Lompoc Tumbled Cobble 4"x8" Pavers (LPCT482)



Lompoc Tumbled Cobble 4"x 8"x 2" Pavers (LPCT482)



Lompoc Tumbled Cobble 6"x6" Pavers (LPCT662)  
Lompoc Tumbled Cobble 6"x9" Pavers (LPCT692)



Lompoc Tumbled Cobble 6"x6" Pavers (LPCT662)

Lompoc Tumbled Cobble 6"x6" Pavers (LPCT662)

Lompoc Tumbled Cobble 6"x6" Pavers (LPCT662), Lompoc Tumbled Cobble 6"x9" Pavers (LPCT692) as a creative border





Lompoc custom size dimensional paving thermal finish surface shown as paving, stair treads and risers.



Lompoc custom size dimensional paving thermal finish surface shown as classic 4 piece versailles pattern.






Lompoc Tumbled Mt Ledge Gray Blend (LPTML-GBTV)  
Lompoc Tumbled Mt Ledge Cream TV (LPTML-CTV)  
pool side shower

Lompoc custom size dimensional paving thermal finish  
surface shown as a horizontal rectangular pattern  
lompoc oatmeal thermal finish flagstone  
(LPF-OTT) as an accent border.





Lompoc Wall Cap is fabricated from large Lompoc stone boulders and uniformly sawn to 2" thick + or - 1/8". The uniform thickness insures a continuous horizontal alignment of top and bottom edges along the entire length of the capped wall.




Lompoc Stone fabricates Wall Cap in popular common widths, 8", 10", 12", 14" and 16". The cap is gauged at uniform 2" thick, + or - 1/8".

Lompoc Wall Cap is sold by the linear foot in random lengths including a 1/2" grout joint between pieces.

Lompoc Wall Cap has a creamy oatmeal base color with shades of gray marbling. The top has a thermal finish and sawn bottom.

Lompoc Wall Cap edge treatment is available on 1 edge, 2 edges or 2 edges and 1 end for different applications.

Lompoc Wall Cap is a general purpose cap that can be used to finish the top of any type of wall or as stair treads. Custom widths and thicknesses of Lompoc Wall Cap are available upon request.






Lompoc Tumbled Petite Euro Castle TV (LPTPECTV)  
 Lompoc Petite Mosaic Country TV (LPPMCTV)  
 Lompoc Tumbled Cream TV (LPT1CTV)  
 Lompoc Tumbled #1 TV (LPT1TV)  
 Wall Cap with pitched edge thermal finished top.



Hand pitched on end for use as a terminus.



Hand pitched on edges add a custom look.


Lompoc Wall Cap with thermal edge finish on top and edge, Lompoc Mt Ledge Gray Blend TV (LPML-GBTV)




Lompoc thermal finish dimensional cut stone used as stair treads and risers with thermal and custom edge treatments.



Hand Pitched Edge



Thermal Edge



Bullnose Edge

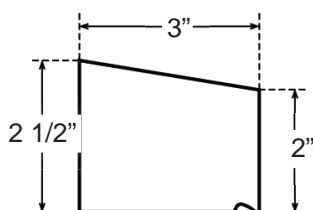
Pilaster caps standard sizes are;

12" x 12", 16" x 16", 18" x 18", 19" x 19",  
20" x 20", 22" x 22", 24" x 24", 27" x 27",  
28" x 28"  
and 30" x 30". Custom sizes to your  
specifications are available.

Edge treatments for pilaster caps and  
sills are; hand pitched, thermal or bull-  
nose.

Sill profile;

2 1/2" h x 3" d x 2" face,  
random lengths.



Segmented multiple pilaster caps  
custom cut to customer specs. thermal  
Finish Top, Pitched Edges. Lompoc #1  
Cut Cream Sort TV (LP1CTV)



Hand pitched pilaster caps, nested with  
ball finale Lompoc Natural Ledge Blend  
TV (LPNLBTV)



Bullnose pilaster caps featured with  
wall cap.





Lompoc natural Ledge Blend TV (LPNLBTV) Lompoc Pitched Edge Pilaster Caps

Below, Lompoc Pitched Edge Sill Lompoc Natural Ledge Blend TV, Lompoc Petite Mosaic Oatmeal TV (LPNLBTV), (LPPMOTV)



- Lompoc Tumbled Petite Euro Castle TV (LPTPECTV)
- Lompoc Tumbled #1 TV (LPT1TV)
- Lompoc Tumbled #1 Cream TV (LPT1CTV)
- Lompoc Petite Mosaic Country TV (LPPMCTV)

Lompoc Sills are designed and sized to cap wainscoting on standard thin veneer wall installations. Custom sized applications are available. Sills are a creamy oatmeal color with shades of gray marbling.


A "drip" edge groove is cut into the underside to help direct water away from the veneer face.



Lompoc Stone Sills are precision cut from Lompoc Boulders. Sloped from a 2 1/2" high back edge to the 2" high front edge. Available with a straight thermal finish or hand pitched front edge. Sills are sold by the linear foot in random lengths including a 1/2" grout joint with an average of 9" to 20" length. Lompoc Stone's precision cutting insures accurate alignment of sill front face edges.



Lompoc Country 2", 4", 6", 8" Seam Face TV Face heights are blended together to create a linear contemporary design. (LPC2SFTV), (LPC4SFTV), (LPC6SFTV), (LPC8SFTV)



Lompoc #1 Premier Cream Sort Ledge (LP1-C)



Lompoc Tumbled Mountain Ledge Cream TV (LPTML-CTV), Lompoc Hearth Pitched Edge (LPHPE), Lompoc Mantel Pitched Edge (LPMPE) custom cut stone as cap, mantel and hearth. Thermal finish top with pitched edges



(Left) Lompoc Natural Ledge TV Lompoc custom cut wall cap with straight thermal finish edge and top used as mantel (LPNLBTV)



Left, Lompoc Natural Ledge Blend TV blended with Lompoc Petite Mosaic Oatmeal TV (LPNLBTV), (LPPMOTV)

Below, This blend of Lompoc different face textures, shapes and colors using a grout less, “dry stack” joint, creates a custom design accenting this commercial installation. (LPNLBTV)

Below, Lompoc Natural Ledge Blend TV used in a grout less “dry stack” design. Lompoc Pitched Edge Pilaster and Wall Cap on water feature walls and pilasters custom cut to size with thermal finish top. (LPNLBTV)



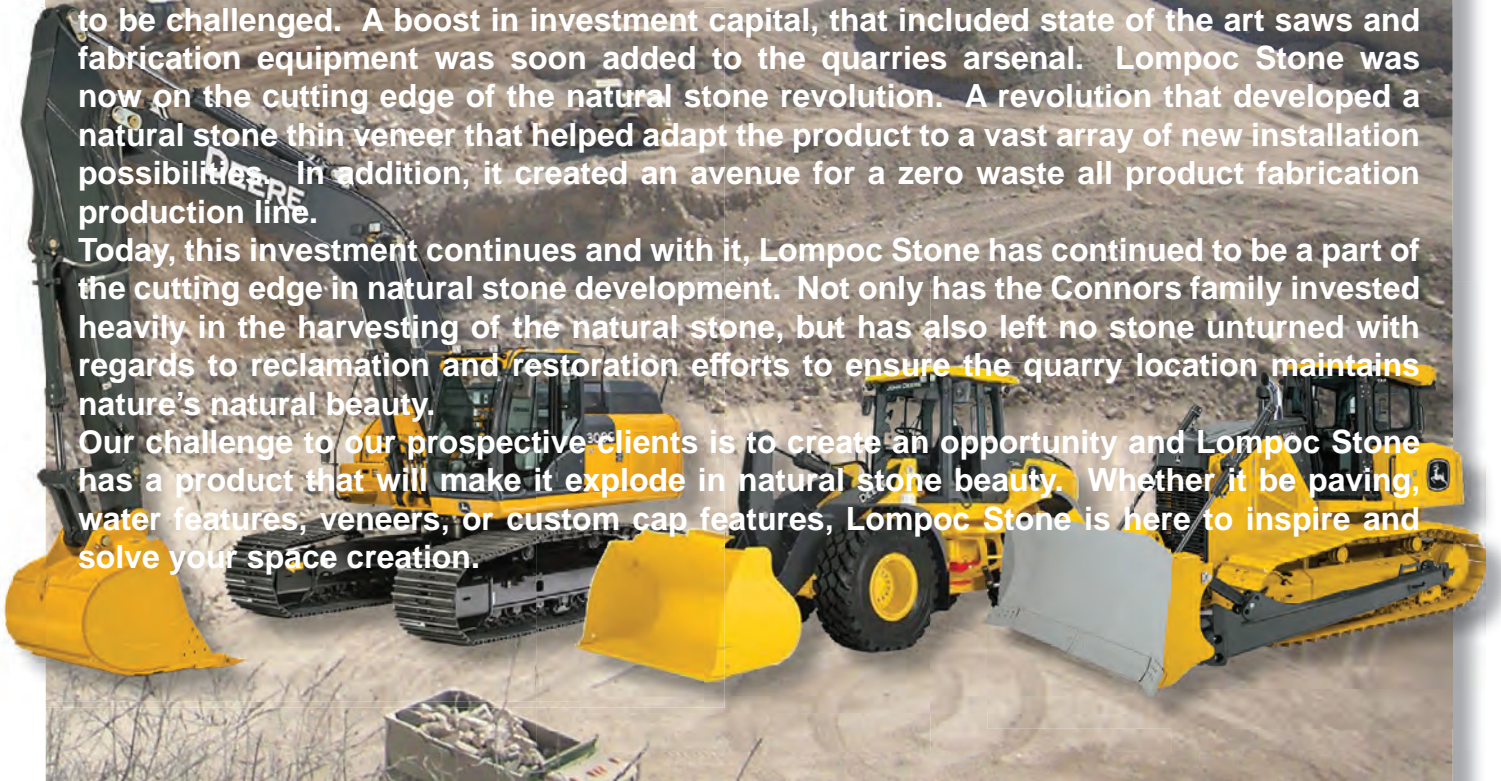


For over 35 years the Lompoc family mission is to take nature's inspired natural creation in its raw form and transform it into a remarkable product of great beauty and high value for an unlimited variety of creations.

It's been more than two decades since Lompoc Stone's true visionary, the late John Connors came to understand that if Lompoc Stone was to not only stay relevant but advance itself in the highly competitive natural stone industry, the product model had to be challenged. A boost in investment capital, that included state of the art saws and fabrication equipment was soon added to the quarries arsenal. Lompoc Stone was now on the cutting edge of the natural stone revolution. A revolution that developed a natural stone thin veneer that helped adapt the product to a vast array of new installation possibilities. In addition, it created an avenue for a zero waste all product fabrication production line.

Today, this investment continues and with it, Lompoc Stone has continued to be a part of the cutting edge in natural stone development. Not only has the Connors family invested heavily in the harvesting of the natural stone, but has also left no stone unturned with regards to reclamation and restoration efforts to ensure the quarry location maintains nature's natural beauty.

Our challenge to our prospective clients is to create an opportunity and Lompoc Stone has a product that will make it explode in natural stone beauty. Whether it be paving, water features, veneers, or custom cap features, Lompoc Stone is here to inspire and solve your space creation.





“When Quality and Service Make the Difference”



Lompoc Stone is a “Green” environmentally conscious company. Striving to meet and exceed the focus on sustainability, energy saving and environmentally sound practices in the 21<sup>st</sup> century.

“TONS OF QUALITY”



Because of the inherent nature of Quarried Stone and Natural Stone not all products are available all the time. Items on this brochure are subject to availability.